

FRAME



IDEALE PER INSTALLAZIONI IN AMBIENTI COME:

- UFFICI
- ABITAZIONI PRIVATE
- NEGOZI
- ALBERGHI

CARATTERISTICHE PRINCIPALI:



Dimensioni compatte



Ampia gamma
da 100 a 500 lumen



Adatta per interni ed
esterni (IP42 o IP65)

FRAME

LAMPADA DI EMERGENZA A LED

Fabbricazione elettronica italiana al 100%

100% Italian electronics manufacturing

Alimentazione 230Vca-50Hz

230Vca-50Hz input Power

Grado di protezione IP4 2 o IP65

IP42 or IP65 protection degree

Grado di resistenza agli urti IK07

IK07 shock resistance degree

Materiale corpo in policarbonato autoestinguente V2

Self-extinguishing (V2) polycarbonate body material

Materiale diffusore in policarbonato autoestinguente V2

Self-extinguishing (V2) polycarbonate reflector material

Fissaggio diffusore a scatto (IP42) o tramite viti e boccole (IP65)

Reflector fixing through MA3 brass screws and bushings

Temperatura operativa 0°C / +40°C

-5°C / +50°C working temperature

Glow wire test 850°C (2.0mm)

850°C (2.0mm) glow wire test

Tipo di funzionamento S.E. o S.E./S.A.

NOT PERMANENT or PERMANENT functioning

Autonomia da 60 a 180 minuti

From 60 to 180 minute autonomy

Tempo di ricarica 12 ore

12 hours recharging time

Montaggio a parete

Wall mounting

Batteria Ni-MH ricaricabile, garantita 24 mesi

Rechargeable Ni-MH battery, 24 months warranty

Ricarica della batteria a corrente costante

Battery recharging at constant rated current

Protezione della batteria a scarica completa

Battery protection at full discharging

LED verde spia presenza rete

Green LED power ON

Fonte luminosa LED Alta efficienza

High efficiency LED Light source

Gamma flusso luminoso nominale da 100 a 500 Lumen

Luminous flux range from 100 to 500 Lumen

Resa cromatica (CRI) 80

80 colour rendering index

Temperatura colore 5000K

5000K colour temperature

Zero rischio fotobiologico secondo EN62471

Photobiological no-risk according to EN62471

Garanzia sulla fonte luminosa LED di 10 anni

10 years warranty on LED light source

Conforme alle normative vigenti:

Complies with current Standards:

- EN 61547 • EN 1838 • EN 60598-2-22 • EN 62471 • EN 55015, Classe B
- EN 60598-1 • EN 61347-2-7 • EN 62034 (Autotesting Version)

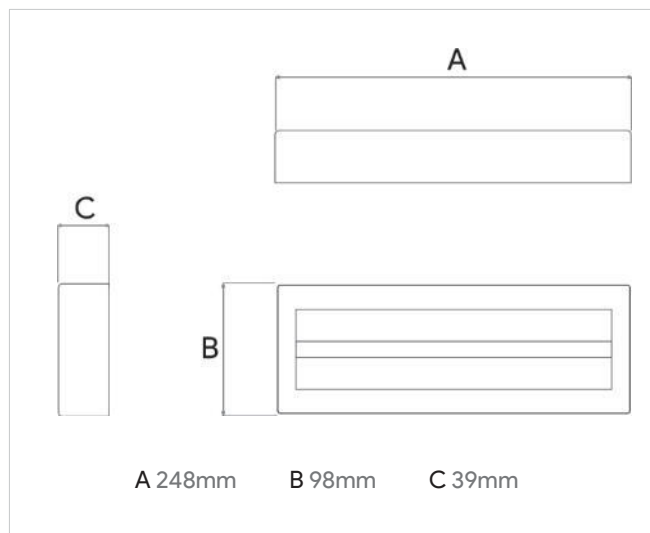
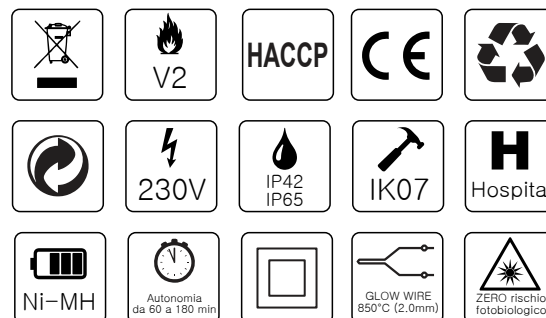
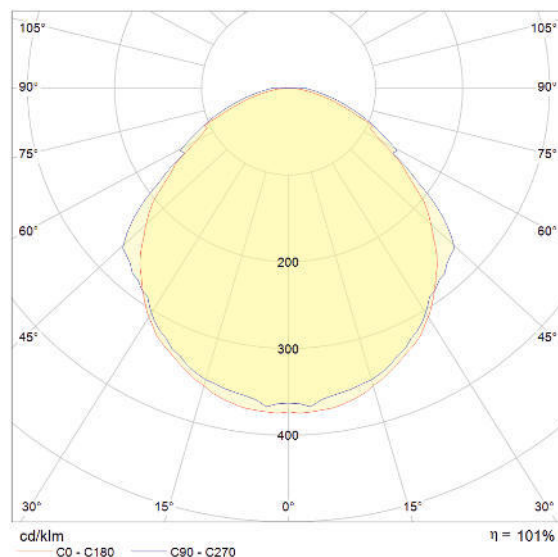


Diagramma polare

Polar diagram



FRAME - STANDARD S.E. IP42							
CODICE	ARTICOLO	LUMEN S.E.		AUTONOMIA	BATTERIA	TEMPO DI RICARICA	MODO
29101	FRM100NM15SE42	100		90 min	Ni-Mh	12 h	S.E.
29102	FRM100NM30SE42	100		180 min	Ni-Mh	12 h	S.E.
29205	FRM150NM10SE42	150		60 min	Ni-Mh	12 h	S.E.
29103	FRM150NM15SE42	150		90 min	Ni-Mh	12 h	S.E.
29104	FRM150NM30SE42	150		180 min	Ni-Mh	12 h	S.E.
29116	FRM200NM10SE42	200		60 min	Ni-Mh	12 h	S.E.
29105	FRM200NM15SE42	200		90 min	Ni-Mh	12 h	S.E.
29106	FRM200NM30SE42	200		180 min	Ni-Mh	12 h	S.E.
29117	FRM250NM10SE42	250		60 min	Ni-Mh	12 h	S.E.
29107	FRM250NM15SE42	250		90 min	Ni-Mh	12 h	S.E.
29108	FRM250NM30SE42	250		180 min	Ni-Mh	12 h	S.E.
29109	FRM300NM15SE42	300		90 min	Ni-Mh	12 h	S.E.
29110	FRM300NM20SE42	300		120 min	Ni-Mh	12 h	S.E.
29111	FRM400NM15SE42	400		90 min	Ni-Mh	12 h	S.E.
29112	FRM400NM20SE42	400		120 min	Ni-Mh	12 h	S.E.
29113	FRM500NM10SE42	500		60 min	Ni-Mh	12 h	S.E.
29114	FRM500NM15SE42	500		90 min	Ni-Mh	12 h	S.E.

FRAME - STANDARD S.E./S.A. IP42							
CODICE	ARTICOLO	LUMEN S.E.	LUMEN S.A.	AUTONOMIA	BATTERIA	TEMPO DI RICARICA	MODO
29131	FRM100NM15SESA42	100	100	90 min	Ni-Mh	12 h	S.E./S.A.
29132	FRM100NM30SESA42	100	100	180 min	Ni-Mh	12 h	S.E./S.A.
29145	FRM150NM10SESA42	150	150	60 min	Ni-Mh	12 h	S.E./S.A.
29133	FRM150NM15SESA42	150	150	90 min	Ni-Mh	12 h	S.E./S.A.
29134	FRM150NM30SESA42	150	150	180 min	Ni-Mh	12 h	S.E./S.A.
29146	FRM200NM10SESA42	200	200	60 min	Ni-Mh	12 h	S.E./S.A.
29135	FRM200NM15SESA42	200	200	90 min	Ni-Mh	12 h	S.E./S.A.
29136	FRM200NM30SESA42	200	200	180 min	Ni-Mh	12 h	S.E./S.A.
29147	FRM250NM10SESA42	250	250	60 min	Ni-Mh	12 h	S.E./S.A.
29137	FRM250NM15SESA42	250	250	90 min	Ni-Mh	12 h	S.E./S.A.
29138	FRM250NM30SESA42	250	250	180 min	Ni-Mh	12 h	S.E./S.A.
29139	FRM300NM15SESA42	300	280	90 min	Ni-Mh	12 h	S.E./S.A.
29140	FRM300NM20SESA42	300	280	120 min	Ni-Mh	12 h	S.E./S.A.
29141	FRM400NM15SESA42	400	280	90 min	Ni-Mh	12 h	S.E./S.A.
29142	FRM400NM20SESA42	400	280	120 min	Ni-Mh	12 h	S.E./S.A.
29143	FRM500NM10SESA42	500	280	60 min	Ni-Mh	12 h	S.E./S.A.
29144	FRM500NM15SESA42	500	280	90 min	Ni-Mh	12 h	S.E./S.A.

FRAME - STANDARD S.E. IP65							
CODICE	ARTICOLO	LUMEN S.E.		AUTONOMIA	BATTERIA	TEMPO DI RICARICA	MODO
29161	FRM100NM15SE65	100		90 min	Ni-Mh	12 h	S.E.
29162	FRM100NM30SE65	100		180 min	Ni-Mh	12 h	S.E.
29175	FRM150NM10SE65	150		60 min	Ni-Mh	12 h	S.E.
29163	FRM150NM15SE65	150		90 min	Ni-Mh	12 h	S.E.
29164	FRM150NM30SE65	150		180 min	Ni-Mh	12 h	S.E.
29176	FRM200NM10SE65	200		60 min	Ni-Mh	12 h	S.E.
29165	FRM200NM15SE65	200		90 min	Ni-Mh	12 h	S.E.
29166	FRM200NM30SE65	200		180 min	Ni-Mh	12 h	S.E.
29177	FRM250NM10SE65	250		60 min	Ni-Mh	12 h	S.E.
29167	FRM250NM15SE65	250		90 min	Ni-Mh	12 h	S.E.
29168	FRM250NM30SE65	250		180 min	Ni-Mh	12 h	S.E.
29169	FRM300NM15SE65	300		90 min	Ni-Mh	12 h	S.E.
29170	FRM300NM20SE65	300		120 min	Ni-Mh	12 h	S.E.
29171	FRM400NM15SE65	400		90 min	Ni-Mh	12 h	S.E.
29172	FRM400NM20SE65	400		120 min	Ni-Mh	12 h	S.E.
29173	FRM500NM10SE65	500		60 min	Ni-Mh	12 h	S.E.
29174	FRM500NM15SE65	500		90 min	Ni-Mh	12 h	S.E.

FRAME - STANDARD S.E./S.A. IP65							
CODICE	ARTICOLO	LUMEN S.E.	LUMEN S.A.	AUTONOMIA	BATTERIA	TEMPO DI RICARICA	MODO
29191	FRM100NM15SESA65	100	100	90 min	Ni-Mh	12 h	S.E./S.A.
29192	FRM100NM30SESA65	100	100	180 min	Ni-Mh	12 h	S.E./S.A.
29206	FRM150NM10SESA65	150	150	60 min	Ni-Mh	12 h	S.E./S.A.
29193	FRM150NM15SESA65	150	150	90 min	Ni-Mh	12 h	S.E./S.A.
29194	FRM150NM30SESA65	150	150	180 min	Ni-Mh	12 h	S.E./S.A.
29207	FRM200NM10SESA65	200	200	60 min	Ni-Mh	12 h	S.E./S.A.
29195	FRM200NM15SESA65	200	200	90 min	Ni-Mh	12 h	S.E./S.A.
29196	FRM200NM30SESA65	200	200	180 min	Ni-Mh	12 h	S.E./S.A.
29208	FRM250NM10SESA65	250	250	60 min	Ni-Mh	12 h	S.E./S.A.
29197	FRM250NM15SESA65	250	250	90 min	Ni-Mh	12 h	S.E./S.A.
29198	FRM250NM30SESA65	250	250	180 min	Ni-Mh	12 h	S.E./S.A.
29199	FRM300NM15SESA65	300	280	90 min	Ni-Mh	12 h	S.E./S.A.
29200	FRM300NM20SESA65	300	280	120 min	Ni-Mh	12 h	S.E./S.A.
29201	FRM400NM15SESA65	400	280	90 min	Ni-Mh	12 h	S.E./S.A.
29202	FRM400NM20SESA65	400	280	120 min	Ni-Mh	12 h	S.E./S.A.
29203	FRM500NM10SESA65	500	280	60 min	Ni-Mh	12 h	S.E./S.A.
29204	FRM500NM15SESA65	500	280	90 min	Ni-Mh	12 h	S.E./S.A.

FRAME - AUTOTESTING S.E. IP42							
CODICE	ARTICOLO	LUMEN S.E.		AUTONOMIA	BATTERIA	TEMPO DI RICARICA	MODO
29500	FRMT100NM15SE42	100		90 min	Ni-Mh	12 h	S.E.
29501	FRMT100NM30SE42	100		180 min	Ni-Mh	12 h	S.E.
29502	FRMT150NM10SE42	150		60 min	Ni-Mh	12 h	S.E.
29503	FRMT150NM15SE42	150		90 min	Ni-Mh	12 h	S.E.
29504	FRMT150NM30SE42	150		180 min	Ni-Mh	12 h	S.E.
29505	FRMT200NM10SE42	200		60 min	Ni-Mh	12 h	S.E.
29506	FRMT200NM15SE42	200		90 min	Ni-Mh	12 h	S.E.
29507	FRMT200NM30SE42	200		180 min	Ni-Mh	12 h	S.E.
29508	FRMT250NM10SE42	250		60 min	Ni-Mh	12 h	S.E.
29509	FRMT250NM15SE42	250		90 min	Ni-Mh	12 h	S.E.
29510	FRMT250NM30SE42	250		180 min	Ni-Mh	12 h	S.E.
29511	FRMT300NM15SE42	300		90 min	Ni-Mh	12 h	S.E.
29512	FRMT300NM20SE42	300		120 min	Ni-Mh	12 h	S.E.
29513	FRMT400NM15SE42	400		90 min	Ni-Mh	12 h	S.E.
29514	FRMT400NM20SE42	400		120 min	Ni-Mh	12 h	S.E.
29515	FRMT500NM10SE42	500		60 min	Ni-Mh	12 h	S.E.
29516	FRMT500NM15SE42	500		90 min	Ni-Mh	12 h	S.E.

FRAME - AUTOTESTING S.E./S.A. IP42							
CODICE	ARTICOLO	LUMEN S.E.	LUMEN S.A.	AUTONOMIA	BATTERIA	TEMPO DI RICARICA	MODO
29550	FRMT100NM15SESA42	100	100	90 min	Ni-Mh	12 h	S.E./S.A.
29551	FRMT100NM30SESA42	100	100	180 min	Ni-Mh	12 h	S.E./S.A.
29552	FRMT150NM10SESA42	150	150	60 min	Ni-Mh	12 h	S.E./S.A.
29553	FRMT150NM15SESA42	150	150	90 min	Ni-Mh	12 h	S.E./S.A.
29554	FRMT150NM30SESA42	150	150	180 min	Ni-Mh	12 h	S.E./S.A.
29555	FRMT200NM10SESA42	200	200	60 min	Ni-Mh	12 h	S.E./S.A.
29556	FRMT200NM15SESA42	200	200	90 min	Ni-Mh	12 h	S.E./S.A.
29557	FRMT200NM30SESA42	200	200	180 min	Ni-Mh	12 h	S.E./S.A.
29558	FRMT250NM10SESA42	250	250	60 min	Ni-Mh	12 h	S.E./S.A.
29559	FRMT250NM15SESA42	250	250	90 min	Ni-Mh	12 h	S.E./S.A.
29560	FRMT250NM30SESA42	250	250	180 min	Ni-Mh	12 h	S.E./S.A.
29561	FRMT300NM15SESA42	300	280	90 min	Ni-Mh	12 h	S.E./S.A.
29562	FRMT300NM20SESA42	300	280	120 min	Ni-Mh	12 h	S.E./S.A.
29563	FRMT400NM15SESA42	400	280	90 min	Ni-Mh	12 h	S.E./S.A.
29564	FRMT400NM20SESA42	400	280	120 min	Ni-Mh	12 h	S.E./S.A.
29565	FRMT500NM10SESA42	500	280	60 min	Ni-Mh	12 h	S.E./S.A.
29566	FRMT500NM15SESA42	500	280	90 min	Ni-Mh	12 h	S.E./S.A.

FRAME - AUTOTESTING S.E. IP65							
CODICE	ARTICOLO	LUMEN S.E.		AUTONOMIA	BATTERIA	TEMPO DI RICARICA	MODO
29600	FRMT100NM15SE65	100		90 min	Ni-Mh	12 h	S.E.
29601	FRMT100NM30SE65	100		180 min	Ni-Mh	12 h	S.E.
29602	FRMT150NM10SE65	150		60 min	Ni-Mh	12 h	S.E.
29603	FRMT150NM15SE65	150		90 min	Ni-Mh	12 h	S.E.
29604	FRMT150NM30SE65	150		180 min	Ni-Mh	12 h	S.E.
29605	FRMT200NM10SE65	200		60 min	Ni-Mh	12 h	S.E.
29606	FRMT200NM15SE65	200		90 min	Ni-Mh	12 h	S.E.
29607	FRMT200NM30SE65	200		180 min	Ni-Mh	12 h	S.E.
29608	FRMT250NM10SE65	250		60 min	Ni-Mh	12 h	S.E.
29609	FRMT250NM15SE65	250		90 min	Ni-Mh	12 h	S.E.
29610	FRMT250NM30SE65	250		180 min	Ni-Mh	12 h	S.E.
29611	FRMT300NM15SE65	300		90 min	Ni-Mh	12 h	S.E.
29612	FRMT300NM20SE65	300		120 min	Ni-Mh	12 h	S.E.
29613	FRMT400NM15SE65	400		90 min	Ni-Mh	12 h	S.E.
29614	FRMT400NM20SE65	400		120 min	Ni-Mh	12 h	S.E.
29615	FRMT500NM10SE65	500		60 min	Ni-Mh	12 h	S.E.
29616	FRMT500NM15SE65	500		90 min	Ni-Mh	12 h	S.E.

FRAME - AUTOTESTING S.E./S.A. IP65							
CODICE	ARTICOLO	LUMEN S.E.	LUMEN S.A.	AUTONOMIA	BATTERIA	TEMPO DI RICARICA	MODO
29650	FRMT100NM15SESA65	100	100	90 min	Ni-Mh	12 h	S.E./S.A.
29651	FRMT100NM30SESA65	100	100	180 min	Ni-Mh	12 h	S.E./S.A.
29652	FRMT150NM10SESA65	150	150	60 min	Ni-Mh	12 h	S.E./S.A.
29653	FRMT150NM15SESA65	150	150	90 min	Ni-Mh	12 h	S.E./S.A.
29654	FRMT150NM30SESA65	150	150	180 min	Ni-Mh	12 h	S.E./S.A.
29655	FRMT200NM10SESA65	200	200	60 min	Ni-Mh	12 h	S.E./S.A.
29656	FRMT200NM15SESA65	200	200	90 min	Ni-Mh	12 h	S.E./S.A.
29657	FRMT200NM30SESA65	200	200	180 min	Ni-Mh	12 h	S.E./S.A.
29658	FRMT250NM10SESA65	250	250	60 min	Ni-Mh	12 h	S.E./S.A.
29659	FRMT250NM15SESA65	250	250	90 min	Ni-Mh	12 h	S.E./S.A.
29660	FRMT250NM30SESA65	250	250	180 min	Ni-Mh	12 h	S.E./S.A.
29661	FRMT300NM15SESA65	300	280	90 min	Ni-Mh	12 h	S.E./S.A.
29662	FRMT300NM20SESA65	300	280	120 min	Ni-Mh	12 h	S.E./S.A.
29663	FRMT400NM15SESA65	400	280	90 min	Ni-Mh	12 h	S.E./S.A.
29664	FRMT400NM20SESA65	400	280	120 min	Ni-Mh	12 h	S.E./S.A.
29665	FRMT500NM10SESA65	500	280	60 min	Ni-Mh	12 h	S.E./S.A.
29666	FRMT500NM15SESA65	500	280	90 min	Ni-Mh	12 h	S.E./S.A.

FRAME - CENTRAL SYSTEM S.E. IP42							
CODICE	ARTICOLO	LUMEN S.E.		AUTONOMIA	BATTERIA	TEMPO DI RICARICA	MODO
29700	FRMC100NM15SE42	100		90 min	Ni-Mh	12 h	S.E.
29701	FRMC100NM30SE42	100		180 min	Ni-Mh	12 h	S.E.
29702	FRMC150NM10SE42	150		60 min	Ni-Mh	12 h	S.E.
29703	FRMC150NM15SE42	150		90 min	Ni-Mh	12 h	S.E.
29704	FRMC150NM30SE42	150		180 min	Ni-Mh	12 h	S.E.
29705	FRMC200NM10SE42	200		60 min	Ni-Mh	12 h	S.E.
29706	FRMC200NM15SE42	200		90 min	Ni-Mh	12 h	S.E.
29707	FRMC200NM30SE42	200		180 min	Ni-Mh	12 h	S.E.
29708	FRMC250NM10SE42	250		60 min	Ni-Mh	12 h	S.E.
29709	FRMC250NM15SE42	250		90 min	Ni-Mh	12 h	S.E.
29710	FRMC250NM30SE42	250		180 min	Ni-Mh	12 h	S.E.
29711	FRMC300NM15SE42	300		90 min	Ni-Mh	12 h	S.E.
29712	FRMC300NM20SE42	300		120 min	Ni-Mh	12 h	S.E.
29713	FRMC400NM15SE42	400		90 min	Ni-Mh	12 h	S.E.
29714	FRMC400NM20SE42	400		120 min	Ni-Mh	12 h	S.E.
29715	FRMC500NM10SE42	500		60 min	Ni-Mh	12 h	S.E.
29716	FRMC500NM15SE42	500		90 min	Ni-Mh	12 h	S.E.

FRAME - CENTRAL SYSTEM S.E./S.A. IP42							
CODICE	ARTICOLO	LUMEN S.E.	LUMEN S.A.	AUTONOMIA	BATTERIA	TEMPO DI RICARICA	MODO
29750	FRMC100NM15SESA42	100	100	90 min	Ni-Mh	12 h	S.E./S.A.
29751	FRMC100NM30SESA42	100	100	180 min	Ni-Mh	12 h	S.E./S.A.
29752	FRMC150NM10SESA42	150	150	60 min	Ni-Mh	12 h	S.E./S.A.
29753	FRMC150NM15SESA42	150	150	90 min	Ni-Mh	12 h	S.E./S.A.
29754	FRMC150NM30SESA42	150	150	180 min	Ni-Mh	12 h	S.E./S.A.
29755	FRMC200NM10SESA42	200	200	60 min	Ni-Mh	12 h	S.E./S.A.
29756	FRMC200NM15SESA42	200	200	90 min	Ni-Mh	12 h	S.E./S.A.
29757	FRMC200NM30SESA42	200	200	180 min	Ni-Mh	12 h	S.E./S.A.
29758	FRMC250NM10SESA42	250	250	60 min	Ni-Mh	12 h	S.E./S.A.
29759	FRMC250NM15SESA42	250	250	90 min	Ni-Mh	12 h	S.E./S.A.
29760	FRMC250NM30SESA42	250	250	180 min	Ni-Mh	12 h	S.E./S.A.
29761	FRMC300NM15SESA42	300	280	90 min	Ni-Mh	12 h	S.E./S.A.
29762	FRMC300NM20SESA42	300	280	120 min	Ni-Mh	12 h	S.E./S.A.
29763	FRMC400NM15SESA42	400	280	90 min	Ni-Mh	12 h	S.E./S.A.
29764	FRMC400NM20SESA42	400	280	120 min	Ni-Mh	12 h	S.E./S.A.
29765	FRMC500NM10SESA42	500	280	60 min	Ni-Mh	12 h	S.E./S.A.
29766	FRMC500NM15SESA42	500	280	90 min	Ni-Mh	12 h	S.E./S.A.

FRAME - CENTRAL SYSTEM S.E. IP65							
CODICE	ARTICOLO	LUMEN S.E.		AUTONOMIA	BATTERIA	TEMPO DI RICARICA	MODO
29800	FRMC100NM15SE65	100		90 min	Ni-Mh	12 h	S.E.
29801	FRMC100NM30SE65	100		180 min	Ni-Mh	12 h	S.E.
29802	FRMC150NM10SE65	150		60 min	Ni-Mh	12 h	S.E.
29803	FRMC150NM15SE65	150		90 min	Ni-Mh	12 h	S.E.
29804	FRMC150NM30SE65	150		180 min	Ni-Mh	12 h	S.E.
29805	FRMC200NM10SE65	200		60 min	Ni-Mh	12 h	S.E.
29806	FRMC200NM15SE65	200		90 min	Ni-Mh	12 h	S.E.
29807	FRMC200NM30SE65	200		180 min	Ni-Mh	12 h	S.E.
29808	FRMC250NM10SE65	250		60 min	Ni-Mh	12 h	S.E.
29809	FRMC250NM15SE65	250		90 min	Ni-Mh	12 h	S.E.
29810	FRMC250NM30SE65	250		180 min	Ni-Mh	12 h	S.E.
29811	FRMC300NM15SE65	300		90 min	Ni-Mh	12 h	S.E.
29812	FRMC300NM20SE65	300		120 min	Ni-Mh	12 h	S.E.
29813	FRMC400NM15SE65	400		90 min	Ni-Mh	12 h	S.E.
29814	FRMC400NM20SE65	400		120 min	Ni-Mh	12 h	S.E.
29815	FRMC500NM10SE65	500		60 min	Ni-Mh	12 h	S.E.
29816	FRMC500NM15SE65	500		90 min	Ni-Mh	12 h	S.E.

FRAME - CENTRAL SYSTEM S.E./S.A. IP65							
CODICE	ARTICOLO	LUMEN S.E.	LUMEN S.A.	AUTONOMIA	BATTERIA	TEMPO DI RICARICA	MODO
29850	FRMC100NM15SESA65	100	100	90 min	Ni-Mh	12 h	S.E./S.A.
29851	FRMC100NM30SESA65	100	100	180 min	Ni-Mh	12 h	S.E./S.A.
29852	FRMC150NM10SESA65	150	150	60 min	Ni-Mh	12 h	S.E./S.A.
29853	FRMC150NM15SESA65	150	150	90 min	Ni-Mh	12 h	S.E./S.A.
29854	FRMC150NM30SESA65	150	150	180 min	Ni-Mh	12 h	S.E./S.A.
29855	FRMC200NM10SESA65	200	200	60 min	Ni-Mh	12 h	S.E./S.A.
29856	FRMC200NM15SESA65	200	200	90 min	Ni-Mh	12 h	S.E./S.A.
29857	FRMC200NM30SESA65	200	200	180 min	Ni-Mh	12 h	S.E./S.A.
29858	FRMC250NM10SESA65	250	250	60 min	Ni-Mh	12 h	S.E./S.A.
29859	FRMC250NM15SESA65	250	250	90 min	Ni-Mh	12 h	S.E./S.A.
29860	FRMC250NM30SESA65	250	250	180 min	Ni-Mh	12 h	S.E./S.A.
29861	FRMC300NM15SESA65	300	280	90 min	Ni-Mh	12 h	S.E./S.A.
29862	FRMC300NM20SESA65	300	280	120 min	Ni-Mh	12 h	S.E./S.A.
29863	FRMC400NM15SESA65	400	280	90 min	Ni-Mh	12 h	S.E./S.A.
29864	FRMC400NM20SESA65	400	280	120 min	Ni-Mh	12 h	S.E./S.A.
29865	FRMC500NM10SESA65	500	280	60 min	Ni-Mh	12 h	S.E./S.A.
29866	FRMC500NM15SESA65	500	280	90 min	Ni-Mh	12 h	S.E./S.A.

FRAME - S.O.S. GROUND SYSTEM IP42						
CODICE	ARTICOLO	LUMEN		ALIMENTAZIONE		
29901	FRMSOS100-230-42	100		230V		
29902	FRMSOS200-230-42	200		230V		
29903	FRMSOS300-230-42	300		230V		
29904	FRMSOS400-230-42	400		230V		
29905	FRMSOS500-230-42	500		230V		
FRAME - S.O.S. GROUND SYSTEM IP65						
CODICE	ARTICOLO	LUMEN		ALIMENTAZIONE		
29911	FRMSOS100-230-65	100		230V		
29912	FRMSOS200-230-65	200		230V		
29913	FRMSOS300-230-65	300		230V		
29914	FRMSOS400-230-65	400		230V		
29915	FRMSOS500-230-65	500		230V		
FRAME - S.O.S. SYSTEM 24V IP42						
CODICE	ARTICOLO	LUMEN		ALIMENTAZIONE		
29921	FRMSOS100-24-42	100		24V		
29922	FRMSOS200-24-42	200		24V		
29923	FRMSOS300-24-42	300		24V		
29924	FRMSOS400-24-42	400		24V		
29925	FRMSOS500-24-42	500		24V		
FRAME - S.O.S. SYSTEM 24V IP65						
CODICE	ARTICOLO	LUMEN		ALIMENTAZIONE		
29941	FRMSOS100-24-65	100		24V		
29942	FRMSOS200-24-65	200		24V		
29943	FRMSOS300-24-65	300		24V		
29944	FRMSOS400-24-65	400		24V		
29945	FRMSOS500-24-65	500		24V		
FRAME - S.O.S. SYSTEM 48V IP42						
CODICE	ARTICOLO	LUMEN		ALIMENTAZIONE		
29931	FRMSOS100-48-42	100		48V		
29932	FRMSOS200-48-42	200		48V		
29933	FRMSOS300-48-42	300		48V		
29934	FRMSOS400-48-42	400		48V		
29935	FRMSOS500-48-42	500		48V		
FRAME - S.O.S. SYSTEM 48V IP65						
CODICE	ARTICOLO	LUMEN		ALIMENTAZIONE		
29951	FRMSOS100-48-65	100		48V		
29952	FRMSOS200-48-65	200		48V		
29953	FRMSOS300-48-65	300		48V		
29954	FRMSOS400-48-65	400		48V		
29955	FRMSOS500-48-65	500		48V		
FRAME - SOLOLUCE 12-24V IP42						
CODICE	ARTICOLO	LUMEN		ALIMENTAZIONE		
29961	FRMSL100-12-24-42	100		12-24V		
29962	FRMSL200-12-24-42	200		12-24V		
29963	FRMSL300-12-24-42	300		12-24V		
29964	FRMSL400-12-24-42	400		12-24V		
29965	FRMSL500-12-24-42	500		12-24V		
FRAME - SOLOLUCE 12-24V IP65						
CODICE	ARTICOLO	LUMEN		ALIMENTAZIONE		
29971	FRMSL100-12-24-65	100		12-24V		
29972	FRMSL200-12-24-65	200		12-24V		
29973	FRMSL300-12-24-65	300		12-24V		
29974	FRMSL400-12-24-65	400		12-24V		
29975	FRMSL500-12-24-65	500		12-24V		
FRAME - SOLOLUCE 230V IP42						
CODICE	ARTICOLO	LUMEN		ALIMENTAZIONE		
29981	FRMSL100-230-42	100		230V		
29982	FRMSL200-230-42	200		230V		
29983	FRMSL300-230-42	300		230V		
29984	FRMSL400-230-42	400		230V		
29985	FRMSL500-230-42	500		230V		
FRAME - SOLOLUCE 230V IP65						
CODICE	ARTICOLO	LUMEN		ALIMENTAZIONE		
29991	FRMSL100-230-65	100		230V		
29992	FRMSL200-230-65	200		230V		
29993	FRMSL300-230-65	300		230V		
29994	FRMSL400-230-65	400		230V		
29995	FRMSL500-230-65	500		230V		